

Student Travel Tally Report: Combining Schools in One Data Collection Season

School Group: Virginia Schools

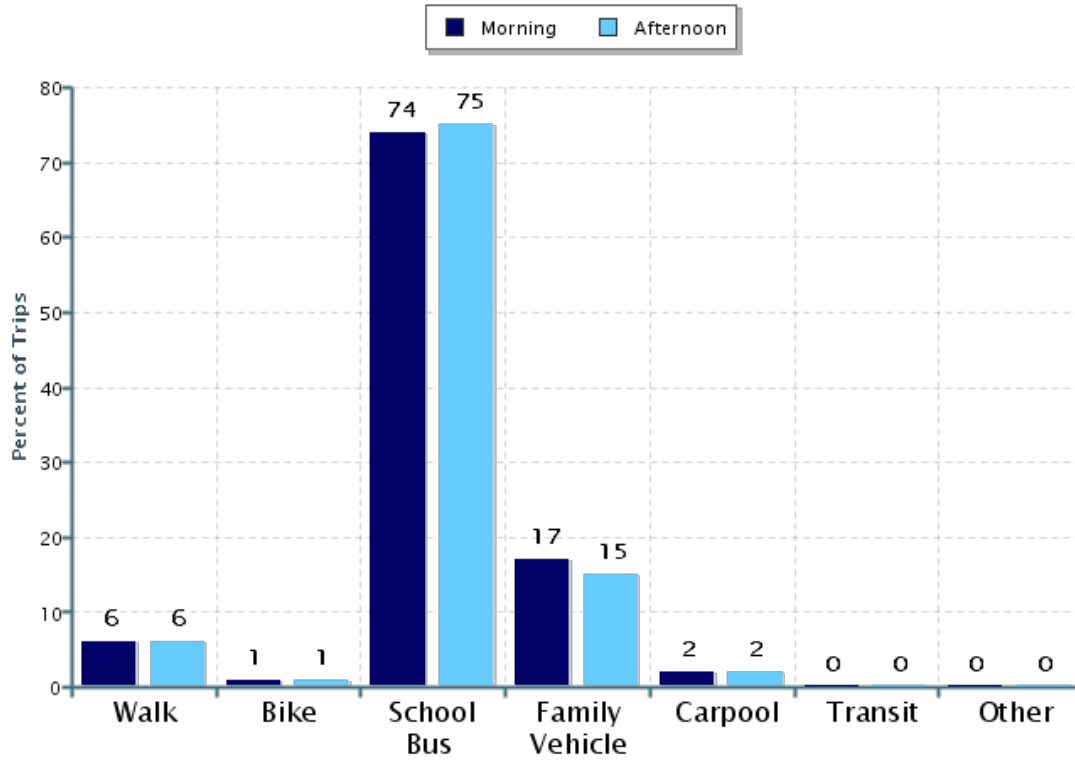
Date Range: Fall 2015

Date Report Generated: 12/14/2015

School Name:	Month & Year Collected & (Set ID)	School Enrollment:	% Range of School's Students Involved in SRTS:	Number of Classroom in School Targeted by School Group:	Number of Classrooms Included in Report:
Andrew G Wright Middle School	October 2015 (18736)	899	76-100%		2
Anthony Burns Elementary School	October 2015 (18934)	766	76-100%		1
Conway Elementary School	October 2015 (18737)	767	76-100%		1
Edward E Drew Junior Middle	October 2015 (18922)	560	76-100%		1
Grafton Village Elementary School	October 2015 (18933)	598	76-100%		1
Hampton Oaks Elementary School	October 2015 (18927)	744	76-100%		1
HH Poole Middle School	October 2015 (18926)	800	76-100%		1
Kate Waller Barrett Elementary School	October 2015 (18932)	761	76-100%		1
Rodney E Thompson Middle School	October 2015 (18930)	954	76-100%		1
Shirley C Heim Middle School	October 2015 (18928)	847	76-100%		4
Stafford Middle School	October 2015 (18929)	785	76-100%		1
T Benton Gayle Middle School	October 2015 (18923)	895	76-100%		1
Winding Creek Elementary School	October 2015 (18931)	768	76-100%		1
Total:				0	17

This report contains information from schools' classrooms about students' trip to and from school. The data used in this report were collected using the in-class Student Travel Tally questionnaire from the National Center for Safe Routes to School.

Morning and Afternoon Travel Mode Comparison



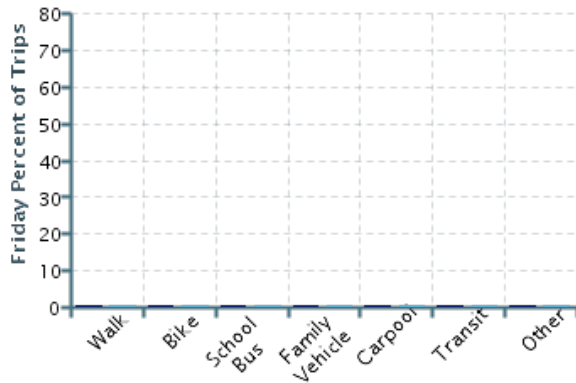
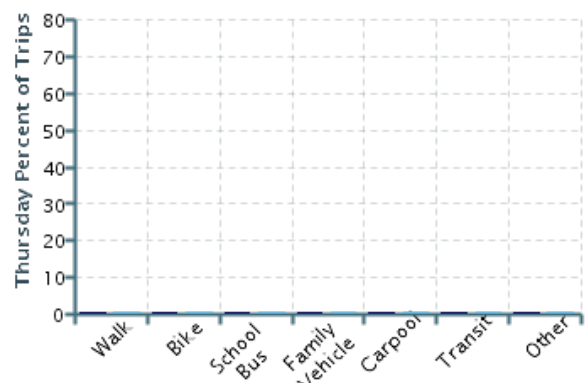
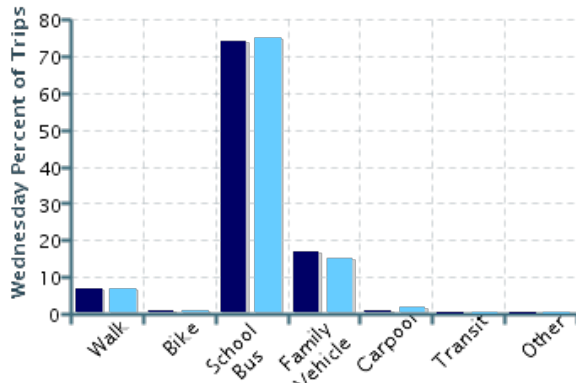
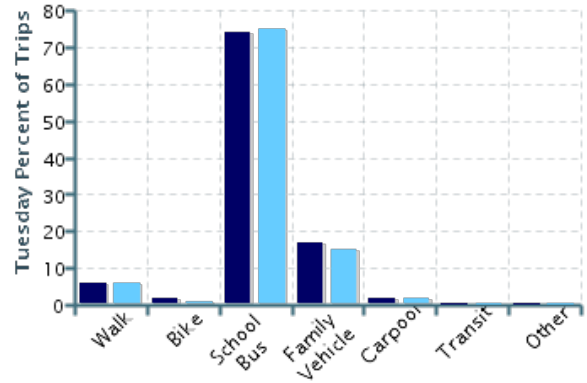
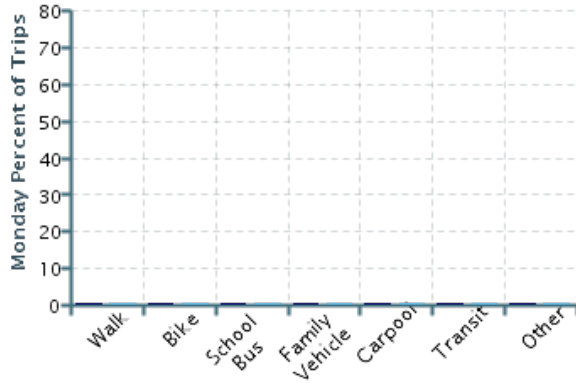
Morning and Afternoon Travel Mode Comparison

	Number of Trips	Walk	Bike	School Bus	Family Vehicle	Carpool	Transit	Other
Morning	15327	6%	1%	74%	17%	2%	0.1%	0.1%
Afternoon	15293	6%	1%	75%	15%	2%	0.0%	0.0%

Percentages may not total 100% due to rounding.

Morning and Afternoon Travel Mode Comparison by Day

■ Morning
 ■ Afternoon

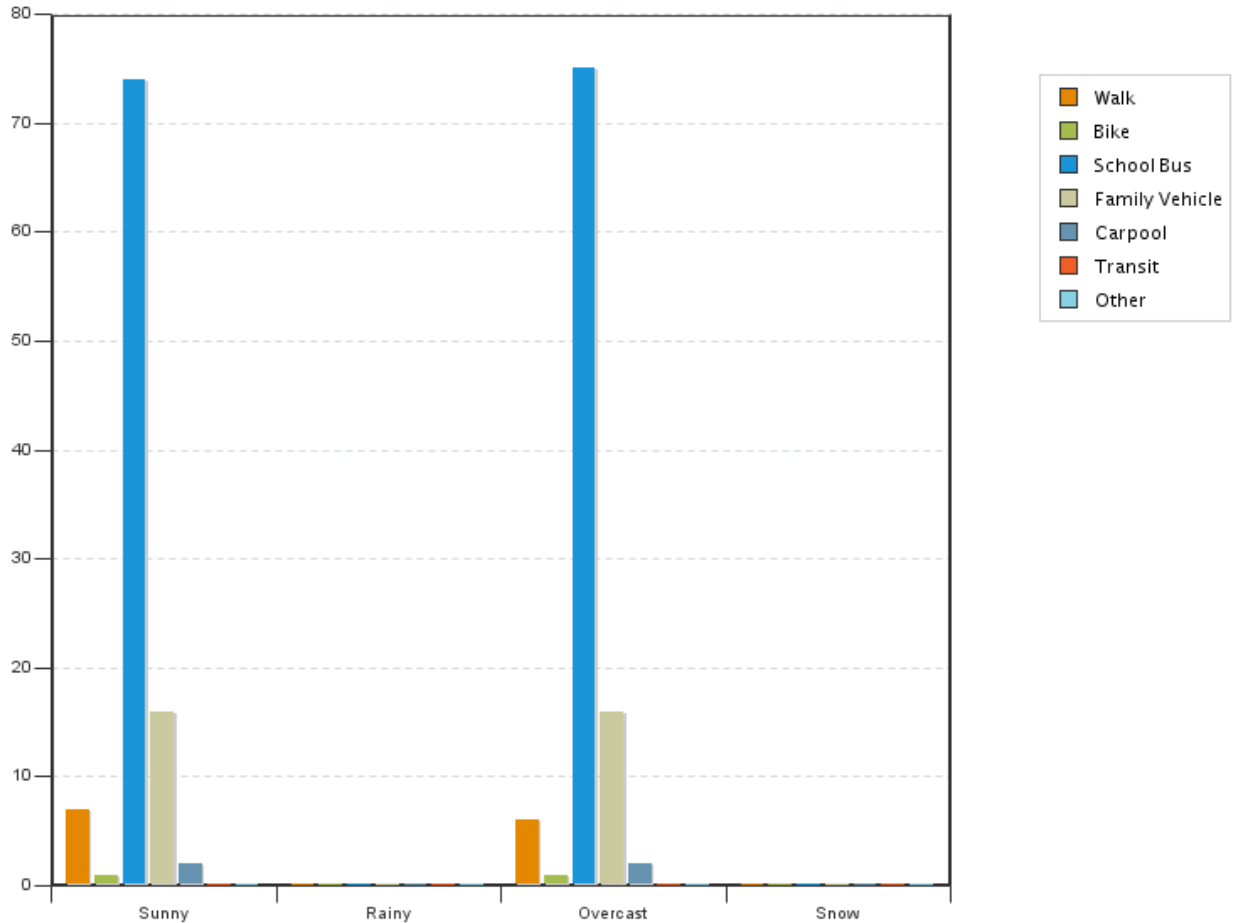


Morning and Afternoon Travel Mode Comparison by Day

	Number of Trips	Walk	Bike	School Bus	Family Vehicle	Carpool	Transit	Other
Monday AM		0%	0%	0%	0%	0%	0%	0%
Monday PM		0%	0%	0%	0%	0%	0%	0%
Tuesday AM	7704	6%	2%	74%	17%	2%	0.0%	0.2%
Tuesday PM	7681	6%	1%	75%	15%	2%	0.0%	0.1%
Wednesday AM	7623	7%	1%	74%	17%	1%	0.2%	0.0%
Wednesday PM	7612	7%	1%	75%	15%	2%	0.0%	0.0%
Thursday AM		0%	0%	0%	0%	0%	0%	0%
Thursday PM		0%	0%	0%	0%	0%	0%	0%
Friday AM		0%	0%	0%	0%	0%	0%	0%
Friday PM		0%	0%	0%	0%	0%	0%	0%

Percentages may not total 100% due to rounding.

Travel Mode by Weather Conditions



Travel Mode by Weather Condition

Weather Condition	Number of Trips	Walk	Bike	School Bus	Family Vehicle	Carpool	Transit	Other
Sunny	15633	7%	1%	74%	16%	2%	0.1%	0.0%
Rainy	0	0%	0%	0%	0%	0%	0%	0%
Overcast	14987	6%	1%	75%	16%	2%	0.0%	0.1%
Snow	0	0%	0%	0%	0%	0%	0%	0%

Percentages may not total 100% due to rounding.